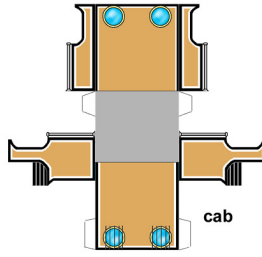


# LB&SC Terrier 0 - 6 - 0 By Ray Morris

scale 1:160

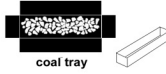
1 cm



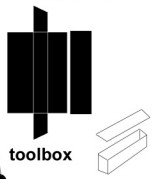
cab rear



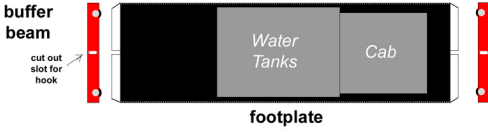
cab roof



coal tray



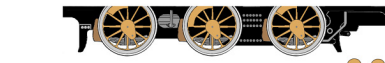
toolbox



footplate

buffer beam

cut out slot for hook

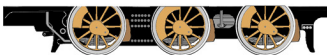


wheels

cranks

con rod

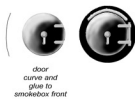
brake rod



valences



splashers



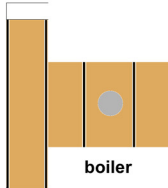
door cutouts and glue to smokebox front



smokebox support



smokebox



boiler



boiler pipes



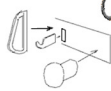
buffers



hooks



roll red strip around plastic rod



fold

fold

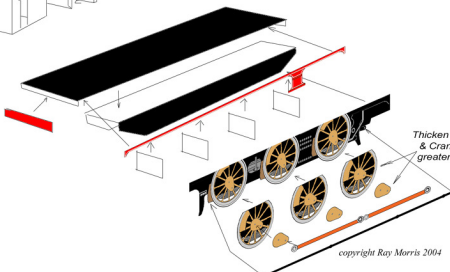
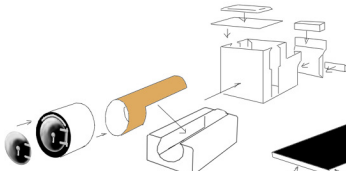


chimney

or make from modeling plastic



dome



Thicken wheels & Cranks for greater effect